

# Why Structured Notes for Yield

## Exposing the Dangers of BDCs & REITs

May 2023

### Authors

Denny O'Malley, CFA  
Director of Investments,  
Halo Investing

Brian Stutland  
Chief Investment  
Officer, Equity Armor  
Investments

Luke Rahbari  
Chief Executive  
Officer, Equity Armor  
Investments



### Key Implications

- High-yield securities can look attractive on the surface, but can have dangers underneath.
- Leverage, volatility, lack of diversification, and price-return problems can negatively impact total return.
- Two large players in the high-yield stock space are analyzed for their risk-adjusted return potential.
- Investors seeking to increase yield can achieve similar levels alongside diversification and downside protection by using Structured Notes linked to blue-chip indexes.
- A small group of simple Structured Notes are profiled as a high-yield replacement.

Investors who seek high yields are often attracted to securities such as Business Development Companies (BDCs) and leveraged Real Estate Investment Trusts (REITs). These securities promise attractive yields, but they come with risks such as price depreciation and volatility, which can lead to flat or negative returns. In this paper, we will make the case for replacing exposure to high-yield, high-leverage securities with diversified Structured Notes linked to assets such as the S&P 500 Index or the Russell 2000 Index.

## Risks of High-Yield, High-Leverage Securities

While high-yield securities may offer attractive yields, they are not without risk. One of the biggest risks of high-yield securities is price depreciation, which can erode any yield advantage. Additionally, high-yield securities are often not diversified, which means they can be vulnerable to price shocks. For example, a leveraged REIT may be heavily invested in a particular type of real estate, such as office buildings. If the office real estate market experiences a downturn, the REIT's share price could suffer.

Below are some examples which tell a similar story. First, BIZD is the VanEck BDC Income ETF, which seeks to track the performance of the MVIS US Business Development Companies Index. Over the past five years, the average trailing twelve-month yield has been 9.8%.

### 5-Year Dividend History

Since 4/30/2018

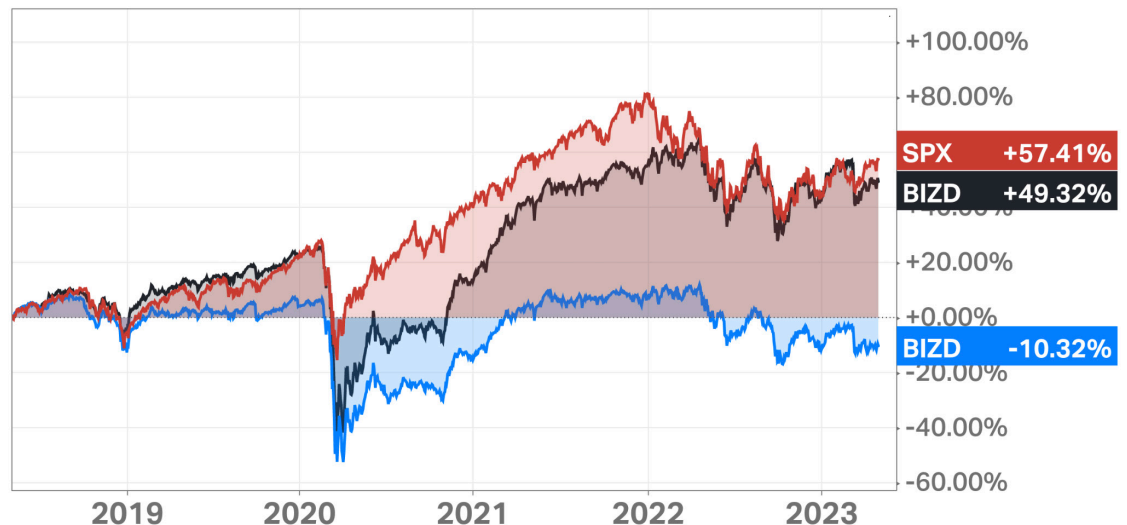


Source: Koyfin and Halo Investing. As of 5/1/2023.

Despite that hefty yield, the total return has only amounted to 49.32% after being weighed down by a -10.32% price return. For context, this negative price appreciation occurred while the S&P 500 Index (SPX) was up 57.41%.

### 5-Year Return History

Since 4/30/2018



Source: Koyfin and Halo Investing. As of 5/1/2023.

***\*\*Past performances do not guarantee future results.***

This dynamic is also apparent in the leveraged REIT space. One of the larger players in the area, AGNC Investment Corp., has boasted an 11.81% average yield over the past five years.\*\*

## 5-Year Dividend History

Since 4/30/2018

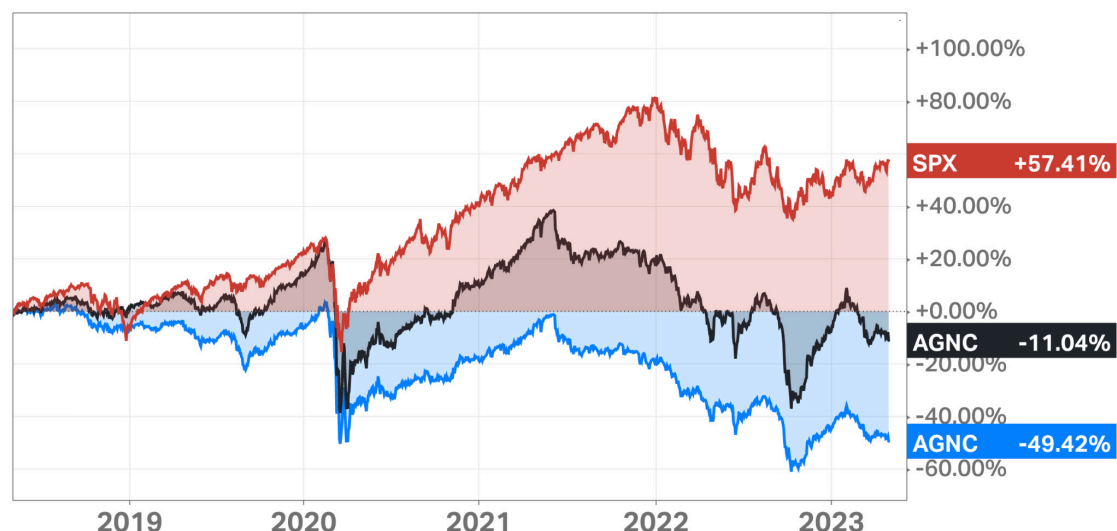


Source: Koyfin and Halo Investing. As of 5/1/2023.

We're sure it will come as a disappointment that this double-digit yield would've still lost investors money over a five-year bull run, with AGNC posting a -11.04% total return over that time.

## 5-Year Return History

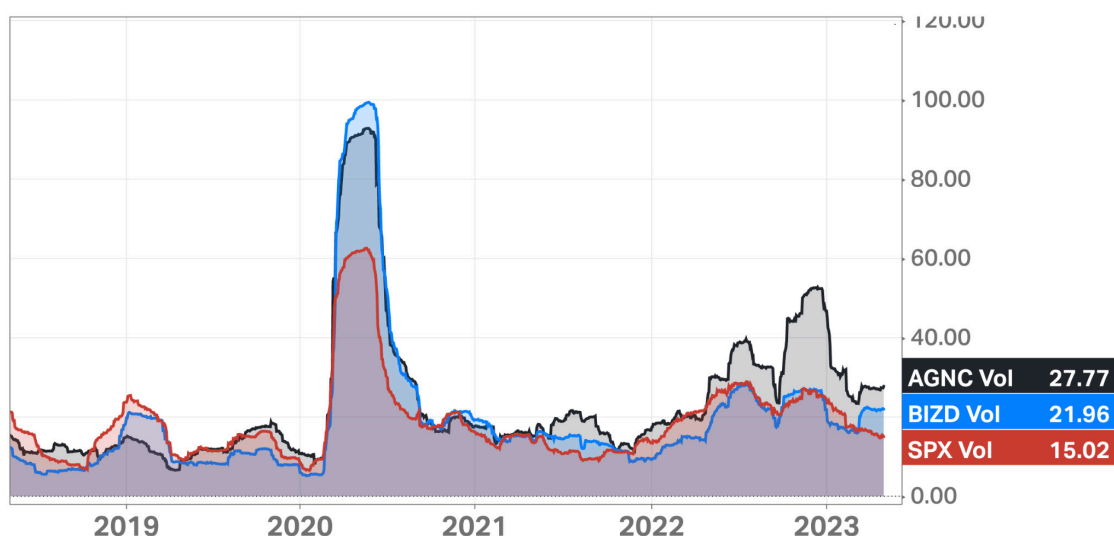
Since 4/30/2018



Source: Koyfin and Halo Investing. As of 5/1/2023.

Moreover, high-yield securities are often more volatile than their lower-yielding counterparts, which can make them unsuitable for investors who cannot tolerate significant fluctuations in their portfolio's value. Notice in the volatility chart below that AGNC and BIZD had a significantly higher peak than SPX during the early-2020 spike in volatility, signifying greater maximum risk potential. Further, there were a few periods when they posted sustained lower volatility than SPX.

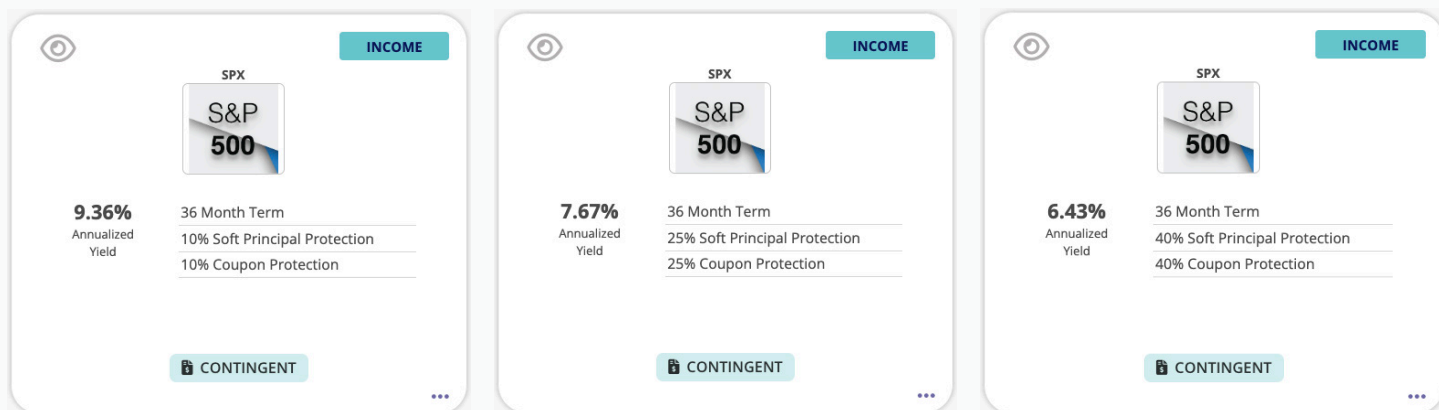
### 3-Month Average Volatility



Source: Koyfin and Halo Investing. As of 5/1/2023.

## Benefits of Diversified Structured Notes

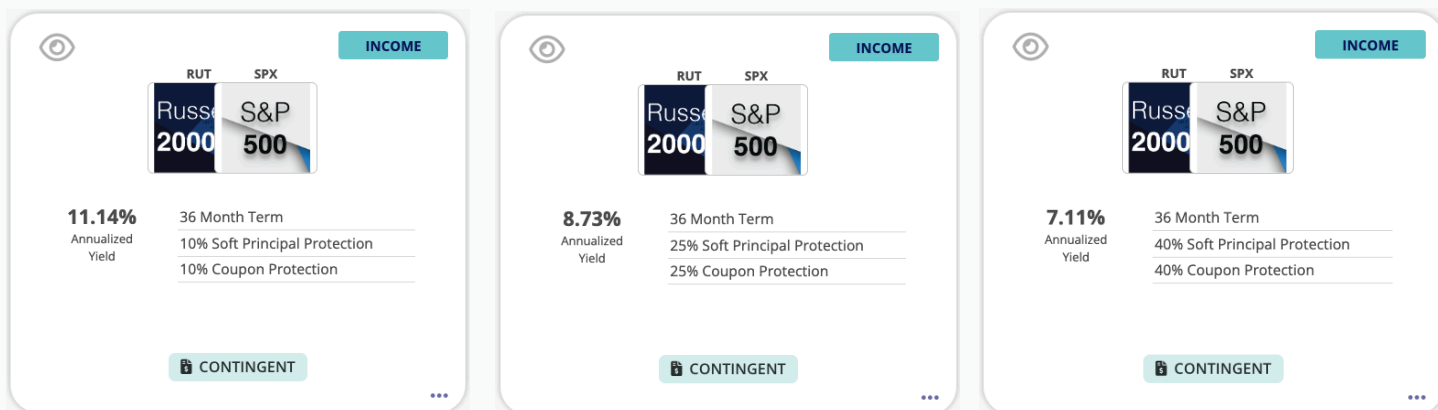
Diversified Structured Notes linked to assets such as the S&P 500 offer several benefits over high-yield securities. First, they can provide similar yields. For example, the 3-Year Income Notes below have exposure to the S&P 500 with differing yields and protections:\*



*\*Examples are hypothetical and for illustrative purposes only. Indicative of pricing as of 5/2/2023. Changes to terms and pricing should be expected. The information does not constitute a recommendation from Halo Investing. There is no guarantee that these objectives will be met.*

The progression of risk and return is clear: 10% downside protection yields 9.36%, 25% protection yields 7.67%, and 40% protection yields 6.43%. Structured Notes' capacity to tailor risk and return is an advantage above and beyond the fully-exposed ETFs.

The next step for generating higher yield while remaining diversified is to involve other indexes in note construction. The hypothetical examples below are linked to the S&P 500 and the Russell 2000 with the same amount of downside protection.\* Risk and potential reward are increased because the note's performance is tied to the lesser performer of the two, called a "worst-of" note. That said, the S&P 500 and Russell 2000 are highly correlated to one another and are highly diversified stock indexes. Therefore, the overall risk is not significantly increased, but the potential reward is roughly 1% to 3% of additional annualized yield.



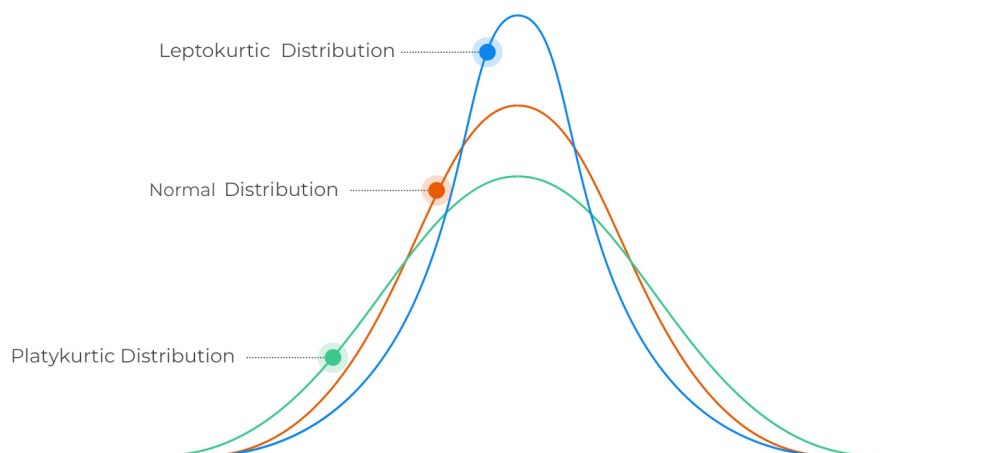
*\*Examples are hypothetical and for illustrative purposes only. Indicative of pricing as of 5/2/2023. Changes to terms and pricing should be expected. The information does not constitute a recommendation from Halo Investing. There is no guarantee that these objectives will be met.*

## Applying the Bell-Curve Mentality to the Investments

Investing is a game of probabilities. We can't know anything in the future with complete certainty, but we can use history and market mechanics to simulate hypothetical scenarios. By using capital market assumptions within a Monte Carlo simulation, we can generate an illustration of what could happen.

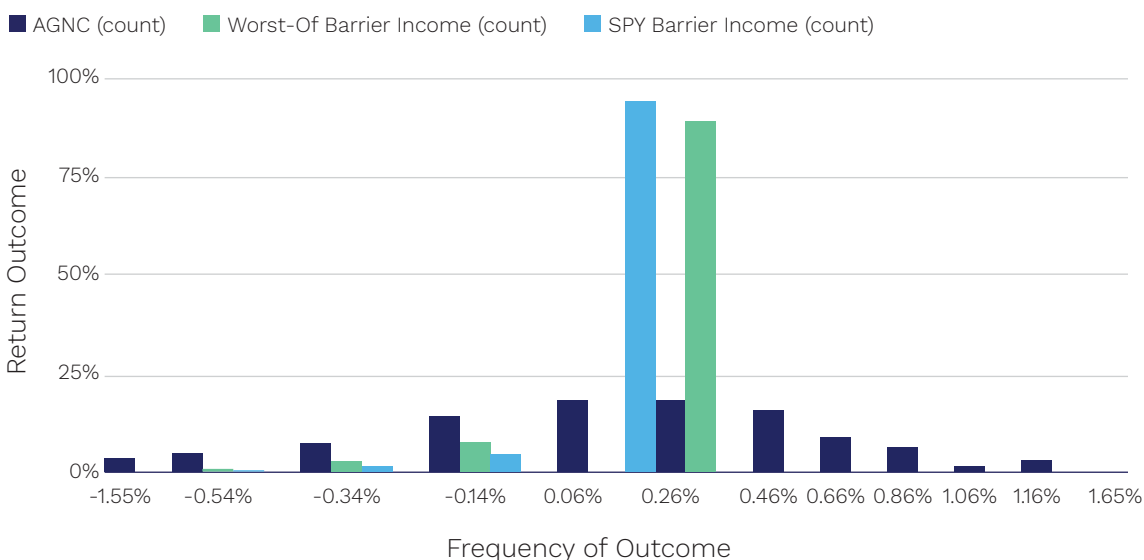
The bell-curve distribution that investors typically prefer is called "leptokurtic kurtosis." That is a bell curve with a taller, narrower peak. A taller middle means shorter tails, signaling that extreme events are less likely. Generally, risk-conscious investors favor less extremes; leptokurtic bell curves offer that experience.

### Kurtosis



The bell curve below displays a probability distribution of 3-year return outcomes, generated by a Monte Carlo simulation, for AGNC and Income Notes. The Income Notes are light blue and green, while AGNC is dark blue. Clearly, the potential outcomes for AGNC are much wider and, therefore, more uncertain.

## Visualizing how defined-outcome investments work



Simulated performance was not based on live results produced by an investor's actual investing and trading, but was achieved by the application of a Monte Carlo simulation generated with long-term capital market assumptions. Fees, expenses, transaction costs, commissions, penalties, or taxes have not been netted from the gross performance results. The performance results do not include reinvestment of dividends, capital gains, and other earnings. Simulated performance does not reflect contemporaneous advice or record keeping by an investment advisor. Actual, live client results may have materially differed from the presented performance results.

The stark difference in outcomes is driven by the diversification of the underlying assets (a positive for Structured Notes), the downside protection element (a positive for Structured Notes), and the upside potential element (a negative for Structured Notes).

A diversified, less volatile asset will have a tighter distribution than an asset with single-stock risk, making the potential outcomes less extreme for the diversified asset.

Downside protection also tightens the distribution, because outcomes that fall within the protection threshold are shifted to the middle of the bell curve.

Upside potential also tightens the distribution, because Income Notes' maximum return is the annualized yield. This means highly positive outcomes for the Structured Notes' underlying assets are shifted left.

In summary, investors who are willing to sacrifice the right tail of extreme positive returns for AGNC can generate a significantly higher consistency of double-digit returns with Income Notes.

---

## Conclusion

High-yield securities such as BDCs and leveraged REITs may offer attractive yields, but they come with risks such as price depreciation, volatility, and lack of diversification. Diversified Structured Notes linked to assets such as the S&P 500 or the Russell 2000 can provide similar yields without the risks associated with the undiversified securities.

Additionally, Structured Notes offer a level of downside protection, which make them a compelling alternative for investors who seek to tailor their portfolios' risk at a higher level. The end result for replacing highly-leveraged, high-yield securities with diversified Income Notes is the capability to generate similar yields with significantly less uncertainty and risk, leading to a higher potential for successful portfolio outcomes.



## Working With *Halo Investing*

Halo is an award-winning tech platform that disrupts how investment portfolios are built by democratizing access to protective investment solutions – like structured notes, buffered ETFs, and annuities. We're built for advisors, by advisors. Our marketplace connects advisors with product manufacturers and industry-leading tools and education that are unmatched in the industry.



NOW IN

### 3 countries

Halo brings an unmatched global perspective



### \$2.6 billion

assets under advisement.



### 100+

global investment professionals offering decades of structured-product experience.



### GET IN TOUCH



[marketplace.sales@haloinvesting.com](mailto:marketplace.sales@haloinvesting.com)



Connect on LinkedIn



[journal.haloinvesting.com](http://journal.haloinvesting.com)



Subscribe on Youtube

### Important Disclosure

**Investors should be aware that there is often a cost to purchasing options (premium) to achieve leveraged returns with structured notes. In aggregate, that cost is reflected in structured note returns. Investors should be aware that structured notes do not capture returns from dividends on the underlying index. For example, the S&P 500 Index does not include dividends whereas an S&P 500 Index fund pays dividends (thus it is a total return product capture both price returns and dividend income). The return difference between the S&P 500 Index, on which a structured note might be priced, and funds tracking it will grow larger (in favor of the funds) over time. Investors should be aware that structured notes have counterparty risk, and therefore, should require a higher return to be equivalent to an index fund on a risk-adjusted basis. Structured note pricing should include a risk premium to compensate investors for that added risk. Investors should be aware that structured notes have finite terms. An added burden and risk structured note holders face is reinvesting proceeds at maturity. Investors should be aware that structured notes are less liquid than heavily traded exchange-traded funds (ETFs). Moreover, most mutual funds can be redeemed at Net Asset Value (NAV) each day. Investors are generally not compensated for reduced liquidity in structured products. Structured notes should be priced to account for their relative lack of liquidity.**

This document or presentation is intended for institutional investors and/or wealth advisers only, and is not intended for distribution to others. Halo Investing, Inc. ("HII") is a parent company of Halo Securities, LLC ("Halo"). HII is not a registered broker-dealer or registered investment adviser. Securities are offered through Halo, which is an SEC-registered broker-dealer and member of the Financial Industry Regulatory Authority ("FINRA") and the Security Investor Protection Corporation ("SIPC"). Halo is affiliated with Halo Investing Insurance Services, LLC and Sentinus LLC, an SEC-registered investment adviser. Halo acts as distributor and selling agent for certain securities offerings and is not the issuer or guarantor of any security. For more information about Halo, you can visit <https://brokercheck.finra.org/firm/summary/279029>. For more information on Sentinus, LLC, you can visit <https://adviserinfo.sec.gov/firm/summary/162442>. For more information about Halo Investing Insurance Services, LLC, you can visit <https://secure.utah.gov/agent-search/organizationDetails.html?agent=ZPQy806YK4>. For more information about the content of this document, contact [marketplace.sales@haloinvesting.com](mailto:marketplace.sales@haloinvesting.com).

The content given by Halo Investing are for educational purposes only. This information neither is, nor should be construed, as an offer, or a solicitation to sell or solicitation of an offer to buy securities. It is the responsibility of the financial professional viewing this to understand and evaluate any prospective investment. Such considerations shall be based on a review of applicable offering documents, an evaluation of client financial circumstances, investment objectives, risk tolerance, liquidity needs, and any features of the specific structured note product.